



CABI Training Materials

CAB eBooks

User Guide



KNOWLEDGE FOR LIFE
www.cabi.org

Contents

Contents.....	2
Introduction	3
Accessing CAB eBooks.....	3
By IP Address:	4
Navigating the interface.....	5
Simple site searches	6
Conducting general site searches	6
Conducting filtered site searches	6
Viewing search results	7
Refine options	8
Advanced searching.....	11
Field searching.....	11
Index Terms or “Descriptors”	12
Super indexes	13
CABICODES	14
MyCABeBook.....	15
Creating a MyCABeBook account.....	15
Combining searches	17
Saving searches and creating alerts	18
Saving and exporting records	19
Generating MARC records.....	19
Appendix A: Search techniques	22

Introduction

CABI has a long history of commissioning and publishing high-quality review articles to complement the information in our bibliographic databases. These articles have previously only been produced in print.

In 2006, CABI launched a new Reviews publication, using our 75 years of expertise in this area. The Reviews publication complements the subject coverage of CAB Abstracts, by focusing on the same key subject areas.

Key features

- At least 60 new reviews per year
- Peer reviewed
- International editorial board
- Cross-cutting thematic articles
- Online publication on an article-by-article basis
- Exclusively electronic format
- Backfiles of relevant reviews to 2003

Subject Coverage

CAB Reviews provides scientists and students with timely analysis on key topics in current research. It is an authoritative resource that highlights cross-cutting themes in:


- **Animal & veterinary science**
- **Aquaculture**
- **Agriculture**
- **Applied plant sciences**
- **Environmental sciences**
- **Global Health**
- **Nutrition & food science**
- **Biotechnology & genetics**
- **Forestry**

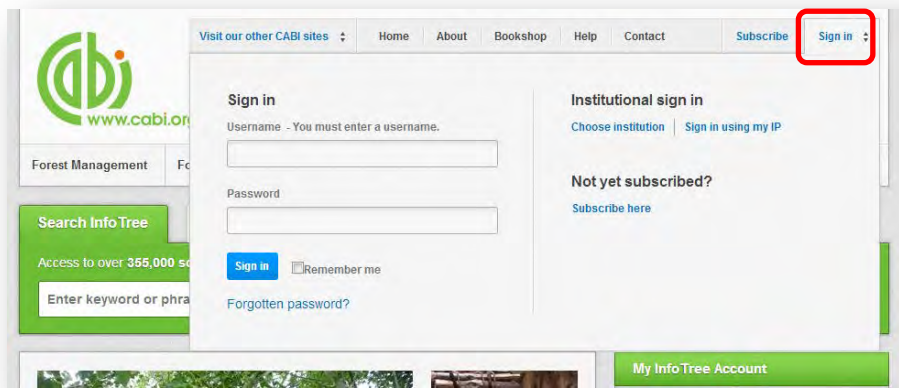
Who uses CAB Reviews and why?

CAB Reviews summarizes key developments and places them into a wider context for busy academics and students. It provides essential analysis of current research and emerging trends. It has a distinguished Editorial Advisory Board and a wide international readership.

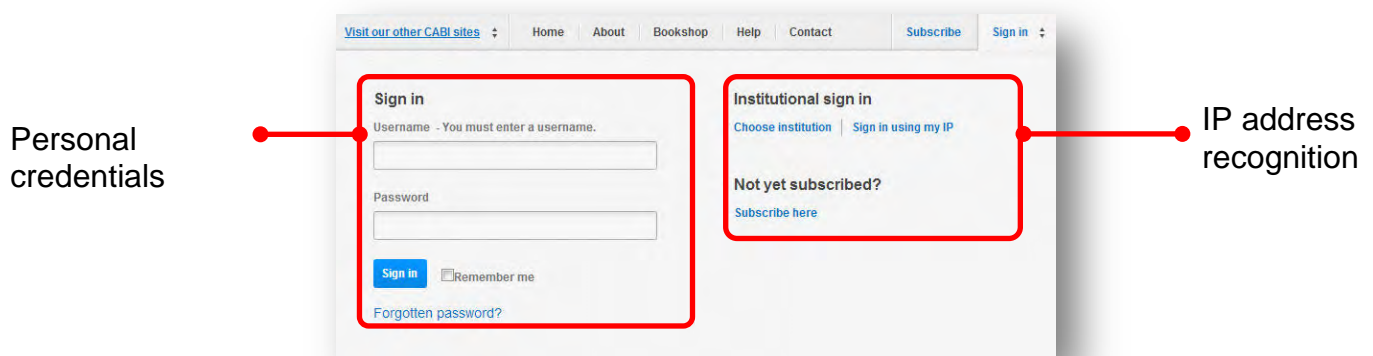
Accessing CAB eBooks

CAB eBooks is a web-based interface. To access the site visit www.cabi.org/cabebooks

To sign in to the CAB eBooks site click on the  button situated in the site menu as shown below:



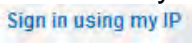
There are 3 ways to login to the database depending on the access options your account has:



By Personal credentials:

If you requested access to the site by a username and password please enter this in to the login box situated in the top left hand corner of the webpage.

By IP Address:

If your institution has a subscription to CAB eBooks and you are accessing through your institutions network, the CAB eBooks platform will recognise your IP address as a registered user and automatically log you on to the site. If you aren't automatically recognised click the  button.

Navigating the interface

The CAB eBooks interface has been designed to enable quick and comprehensive content searches. Below shows an image of the CAB eBooks homepage and the various features displayed.

The screenshot shows the CAB eBooks homepage with several key features highlighted by red boxes and labels:

- Site menu:** Located at the top left, it includes links for 'Other CAB sites', 'Home', 'About', 'MARC Records', 'Help', 'Contact', 'Mobile', and 'Sign out'.
- Browse by topic:** A horizontal navigation bar below the site menu, listing categories such as 'Agriculture', 'Animal & Veterinary', 'Environmental Science', 'Human Health & Nutrition', 'Leisure & Tourism', and 'Plant Sciences'.
- Search bar:** A prominent green search box with the text 'Search CAB eBooks' and a 'My CAB eBooks' button. It includes a search input field, a 'Search within topic' dropdown, a 'Filter by type' dropdown, and a 'Search' button.
- Latest indexed articles:** A large section on the left side of the page, titled 'Latest content' with a 'Subscribed' button. It displays a list of book entries, each with a cover image, title, author information, and a 'Save to My CAB eBooks' button. The first article is 'Plant adaptation to environmental change: significance of amino acids and their derivatives'.
- Browse by subscription:** A section on the right side titled 'Your Subscriptions' which lists the user's access to various archives, including 'Front File (2011 present)', 'Archive (2008-2010)', 'Archive (2005-2007)', and 'Archive (2000-2004)'.
- Browse by content:** A section on the right side titled 'Content types' which lists 'CAB Book Chapter Info' and 'CAB Book Info'.


At the bottom of the page, there is a footer containing the CAB logo, a list of links (Privacy Policy, Terms & Conditions, Cookies, Accessibility, Feedback), and social media icons for Facebook, Twitter, LinkedIn, and YouTube. The copyright notice reads: 'Copyright © 2014 CAB. CAB is a registered EU trademark.'

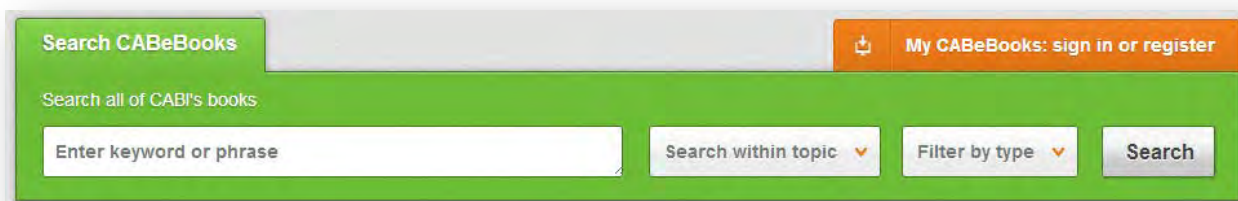
Simple site searches

CAB eBooks offers a simple site search using a variety of basic search techniques to search content across the whole of the site such as Boolean operators and Phrase searching. These search techniques can be found in the [search techniques reference table](#).

Conducting general site searches

A general site search conducts a search across all the various types of content and topics available on the CAB eBooks site. It will return a broad range of search results that will include all material types from all subject areas. It can be a useful place to begin a search.

To conduct a general site search enter your search terms in to the search box located in the search bar of the home page and click the  button as shown below:

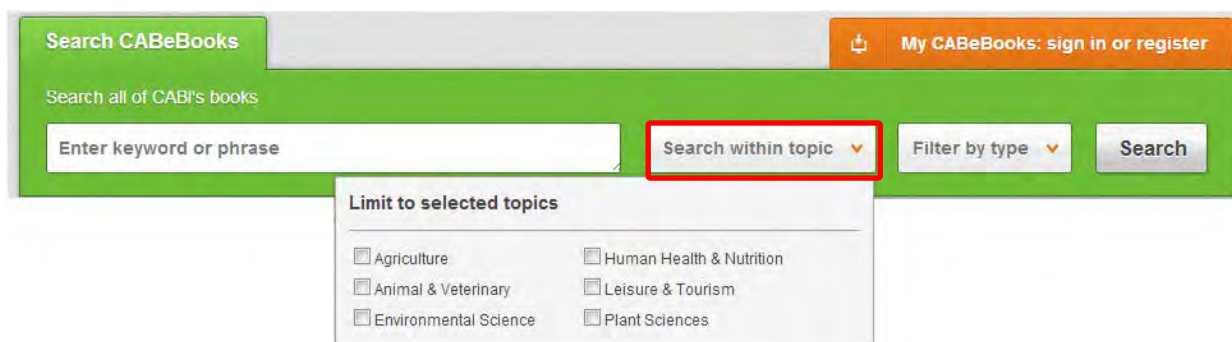


The screenshot shows the search bar interface. It features a green header with the text "Search CABeBooks" and a link to "My CABeBooks: sign in or register". Below the header, it says "Search all of CABI's books". There is a search input field with the placeholder text "Enter keyword or phrase". To the right of the input field are two dropdown menus: "Search within topic" and "Filter by type". A "Search" button is located to the right of the dropdown menus.

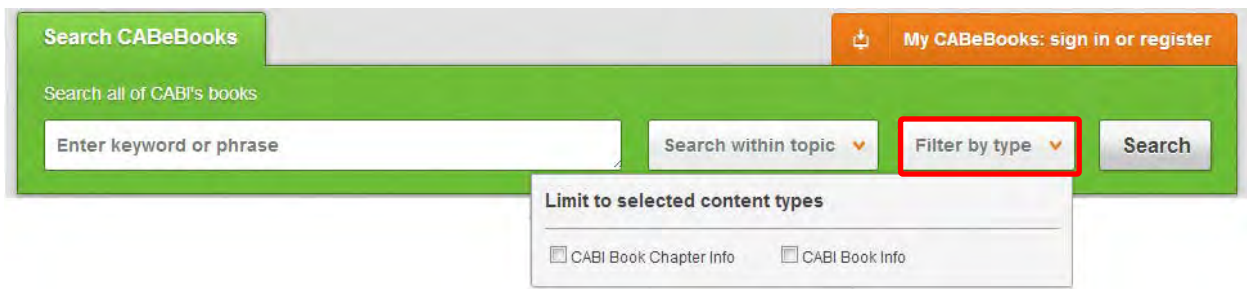
Conducting filtered site searches

A filtered site search can be used to limit a search to specific subjects or types of content. This will return a narrower range of search results and is particularly useful if you are trying to limit searches to particular areas or material types. You can limit the searches using a single filter or both simultaneously.

To conduct a filtered site search enter your search terms in to the search box located in the search bar of the home page. Click on the filter options to the right of the search box and select the categories you would like to limit the search to. The indicates which categories have been selected. Below shows the examples for both the subject and content filters:



The screenshot shows the search bar interface with the "Search within topic" dropdown menu open. The dropdown menu is titled "Limit to selected topics" and contains a list of topics with checkboxes next to them. The topics are: Agriculture, Animal & Veterinary, Environmental Science, Human Health & Nutrition, Leisure & Tourism, and Plant Sciences. The "Search within topic" dropdown menu is highlighted with a red box.



Once selected click the  button.

Viewing search results

The returned results will be displayed on the search results page as shown below. The figure below the search box indicates the number of returned results from your search string query. Below this will show any filtered categories that were selected for the search. To remove the filters simply click the **X** next to the filtered term. The search results are displayed in the box below and can be ordered by most recently indexed first or relevance. At the top and bottom of the search results screen there are also options to vary the number of records displayed on the current page.

Number of records

26 results found

X Type: CABI Book Chapter Info

Results per page: 10

Filter display

Records display options

Search results

CABI Book Chapter Info **Subscribed**

Managing insect pests of rice in Africa.

This chapter discusses pre- and postharvest insect pests in rice and reviews approaches to reduce quantitative and qualitative losses incurred along the rice value chain in the context of a rapidly growing demand for rice in Africa South of Sahara and the increased risk of pest outbreaks due to...

Author(s) Nwilene, F. E.; Nacro, S.; Tamò, M.; Menozzi, P.; Heinrichs, E. A.; Hamadoun, A.; Dakouo, D.; Adda, C.; Togola, A.

ISBN 2013 CABI (H ISBN 9781845938123)

Type Book chapter

Refine results

Sort Order

- Relevance
- Date (Recent First)
- Date (Oldest First)
- Alphabetical (A to Z)

Collection

- Front File (2005-present) (22)
- Archive (2008-2010) (8)
- Archive (2005-2007) (5)
- Archive (2000-2004) (4)

Author

- Johnson, S. N. (3)
- Murray, P. J. (3)
- Reynolds, M. P. (3)
- Broadmeadow, M. S. J. (2)
- Freer-Smith, P. H. (2)
- MORE RESULTS...

Geographical Location

- Australia (2)
- New Zealand (2)
- Africa South of Sahara (1)

Below shows an example of an article header from the returned results. You can see the resource type, the article title, the beginning of the article abstract and further bibliographic information for the record.

The screenshot shows a bibliographic record for a CABI Book Chapter. The record title is "Climate change and biological control in Canada." The abstract introduction states: "This chapter discusses the possible effects of climate change on the ecology of invasive pests and their natural enemies in Canada, and describes the applications of climate modelling in studying range expansion of biological control agents and target pests." The bibliographic information includes: Author(s) Gillespie, D. R.; Olfert, O. O.; Cock, M. J. W.; ISBN 2013 CABI (H ISBN 9781780642574); and Type Book chapter.

Refine options

On the right side of the topic page there is a Refine results pane. This allows you to organise the display of the results alphabetically or by recency or relevancy. The refine pane also allows users to refine content even further using the following index fields:

- Author
- Geographic location
- Item type
- Language
- Organisms
- Subject topics

The screenshot shows the "Subject Topics" refine pane. It lists several keywords with their respective record counts: plant pests (28), climate change (26), climatic change (26), eukaryotes (22), and Hexapoda (20). There is a plus icon and "MORE RESULTS..." at the bottom.

Each field is listed in a separate box in the refine results pane. These can be collapsed by using the ^ in the field box header. Blue text indicates the keyword and the bracketed number indicate the amount of records associated to it.

Clicking on a blue keyword conducts a search to return results specific to the selected topic and the relevant keyword from the associated field. For example, below we can see that by clicking on the subject [plant pests \(28\)](#) listed in the author field box a filtered search is generated limiting results the author: "plant pests". This is displayed in the filter display at the top of the results page.

When clicked, the article title will take you to the record page listing the full bibliographic details of the record as shown below.

View chapter or full book record

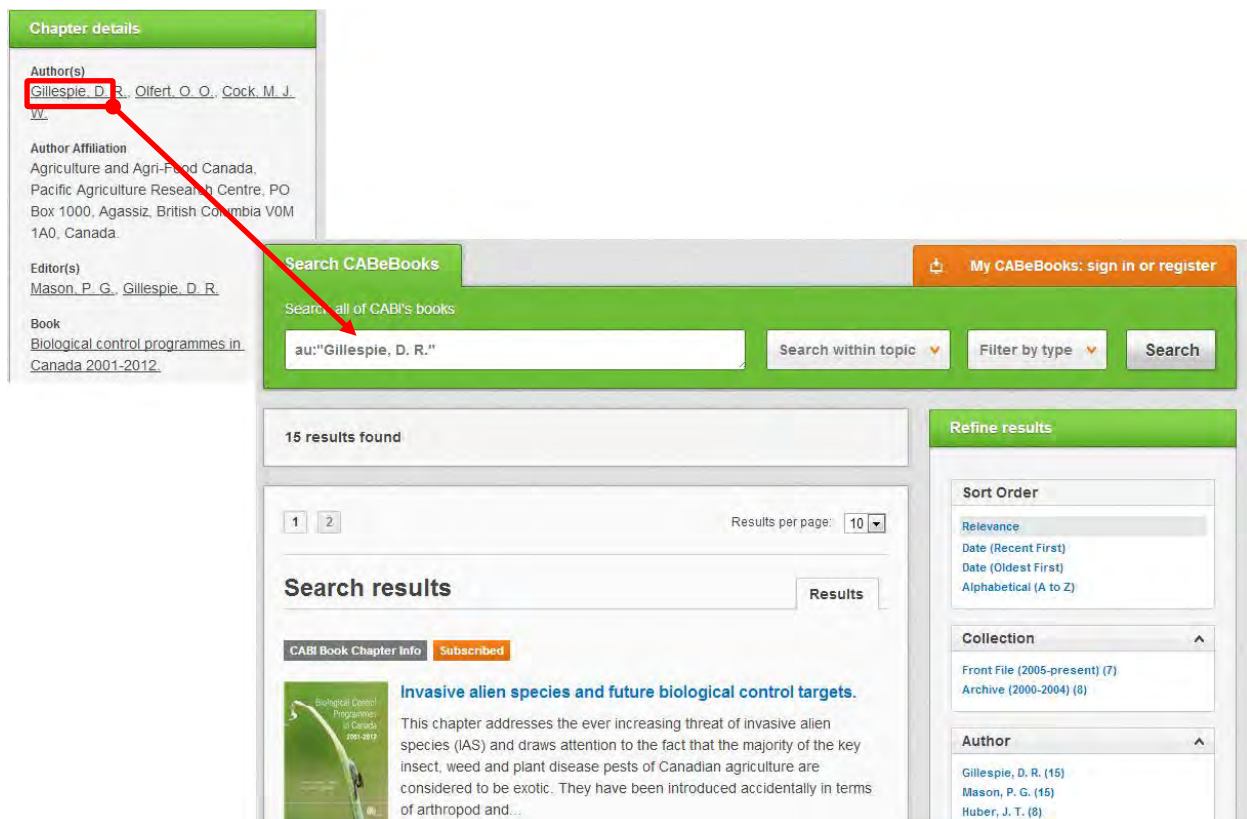
Other book chapters

Bibliographic information

Metadata

As well as the full abstract the page will also include the full bibliographic information and indexing keywords that were assigned to the record during the indexing process. This can be found under the Abstract details pane on the right of the page.

All these terms are intuitive links which when clicked performs a search on that term. The example below shows a section of the Abstract details pane. In this example we have clicked on the author name [Holdenrieder, O.](#). This has performed a site search using the search string `au:"Holdenrieder, O."` which has returned all records this author has contributed to.



The screenshot shows a search interface on the CABI Books website. On the left, a 'Chapter details' pane is partially visible, with a red box around the author name 'Gillespie, D. R.' and a red arrow pointing to the search input field. The search bar contains the query 'au:"Gillespie, D. R."' and shows '15 results found'. The search results pane displays a result for the chapter 'Invasive alien species and future biological control targets.' with a brief abstract. On the right, a 'Refine results' pane shows filters for 'Sort Order' (Relevance, Date, Alphabetical), 'Collection' (Front File, Archive), and 'Author' (Gillespie, D. R., Mason, P. G., Huber, J. T.).

Chapter details

Author(s)
[Gillespie, D. R.](#), [Olfert, O. O.](#), [Cock, M. J.](#)
[W.](#)

Author Affiliation
Agriculture and Agri-Food Canada,
Pacific Agriculture Research Centre, PO
Box 1000, Agassiz, British Columbia V0M
1A0, Canada.

Editor(s)
[Mason, P. G.](#), [Gillespie, D. R.](#)

Book
[Biological control programmes in
Canada 2001-2012.](#)

Search CABI Books My CABI Books: sign in or register

Search all of CABI's books


au:"Gillespie, D. R." Search within topic Filter by type Search

15 results found

1 2 Results per page: 10

Search results Results

CABI Book Chapter info Subscribed

 **Invasive alien species and future biological control targets.**

This chapter addresses the ever increasing threat of invasive alien species (IAS) and draws attention to the fact that the majority of the key insect, weed and plant disease pests of Canadian agriculture are considered to be exotic. They have been introduced accidentally in terms of arthropod and...

Refine results

Sort Order

- Relevance
- Date (Recent First)
- Date (Oldest First)
- Alphabetical (A to Z)

Collection

- Front File (2005-present) (7)
- Archive (2000-2004) (8)

Author

- [Gillespie, D. R.](#) (15)
- [Mason, P. G.](#) (15)
- [Huber, J. T.](#) (8)

Advanced searching

Field searching

As well as simple site searches the search box also allows you to conduct advanced field searching using the index field tags.

Field searching is a technique by which users can search for keyword terms in specific indexing fields. These indexing fields are used when adding a bibliographic record to CAB Direct e.g. Abstract title, author. Each indexing field has an associated field tag which can be used in conjunction with search keywords to return a more precise set of results. Below is a list of the indexing fields and their associated tag:

Common search fields

Description	Field Tag
Abstract	ab
Author affiliation	aa
Descriptor	de
Organism Descriptor	od
Geographic Locator	gl
Broad term	up
Identifier	id
Publication source	do
Publisher	publisher
CABICODE	cc
Conference	ct
Language	la
Publication type	it
Year	yr
Record number	pa
DOI	oi
ISSN	sn
ISBN	bn

Additional search fields

Description	Field Tag
Additional Authors	ad
Author Affiliation	aa
CAS Registry Numbers	ry
Conference Dates	cd
Conference Title	ct
Corporate Author	ca
Country of Publication	cp
Descriptors	de
Digital Object Identifier	oi
Document Editors	ed
Document Title	do
Email	em
English Item Title	et
Non English Item Title	ft
Geographic Location	gl
Identifiers	id
ISBN	bn
ISSN	sn
Item Type	it
Language(s) of Summary	ls
Language(s) of Text	la
Location of Publisher	lp
Main Abstract	ab
Organism Descriptors	od
Pan Number	pa
Personal Author	au
Personal Author Variants	av
Publisher	pb
CABI Product Code	sc
Up-posted Descriptors	up
Web URL	ur
Year of Publication	yr

To conduct a field search type the associated field tag (must be lowercase) into the search box followed by a colon. Next enter your search term/s. Field searching can also be conducted using the variety of simple search techniques outlined previously such as multiple word searches and Boolean operators. Below show some examples:

Single word search:

de: silviculture

Multiple word search:

od: "Abies alba" AND gl:Europe

Searching with parentheses:

de: silviculture (od: "Abies alba" AND gl:Europe)

Index Terms or “Descriptors”

If you are looking only for important papers on a particular subject, where you want a high level of relevance, you should restrict your search to one or more of the CABI indexing or Descriptor fields. Every record on the database is indexed with terms that describe all the important concepts within a paper. The index terms may be added to one of 5 different indexing fields. The indexing fields that CABI uses are:

Fields	Tags	Description	Example
Organism Descriptor	od:	The Organism Descriptor field is used for animal and plant names	od: "Abies alba"
Geographic Location	gl:	Geographic Location field is used for country and other geographic names	gl: Germany
Descriptor	de:	The Descriptor field is used for all the "other" terms that are neither animal, plant nor geographic	de: global warming
Broad Term (Up-posted Term)	up:	The broad term is used to search for more general terms of a subject as defined in CAB Thesaurus	up: climate change
Identifier	id:	This field is used for non-preferred index terms	id: lipins

Please note: When searching the organism descriptor all animals are indexed with their scientific names. However, plants are indexed with both their scientific and their common names.

Super indexes

Super indexes allow users to search multiple indexes across related fields. They are useful tools for users if they are unsure which fields they need to specify when trying to conduct advanced field searching. They can be searched in the same way as other fields as the super indexes have their own field tag associated to them. CAB eBooks also has three super indexes.

The first two super indexes shown in the table below are used when searching bibliographic information relating to either the article title or the article authors. The table below shows the field tag, field indexes that are searched and an example of a search.

Super index name	Super index field tag	Fields searched	Example
Title	title:	English title Foreign title	title: "Abies alba"
Author	author:	Personal author Author variant Additional author Document editor Corporate author	author: Horvat-Marolt

The third super index called the subject index is used when searching for the indexing terms or metadata that is recorded or assigned to each resource record. The table below shows the field tag, field indexes that are searched and an example of a search.

Super index name	Super index field tag	Fields searched	Example
Subject	subject:	Descriptor Geographic location Organism descriptor Identifier	subject: "climate change"

CABICODES

In addition to adding index terms to a record, broad concepts are also “indexed” with a classification system known as CABICODES. The CABICODES are a hierarchical list of classification codes that divide the subject coverage of the CAB ABSTRACTS database into 23 major sections. Each section then includes a series of codes that divides that subject into more specific subjects. The codes themselves are typically used to code for subjects that would be difficult to describe with keywords alone. These CABICODES shown below display a selection of the CABICODES for applied life sciences and tourism and their associated topic area. For a full list of CABICODES with further subject breakdowns visit the [CABICODE list](#).

CC000 Education, Extension, Information and Training
EE000 Economics
FF000 Plant Science
HH000 Pathogen, Pest, Parasite and Weed Management
JJ000 Soil Science
KK000 Forestry, Forest Products and Agroforestry
LL000 Animal Science
MM000 Aquatic Sciences
NN000 Engineering and Equipment
PP000 Natural Resources
QQ000 Food Science and Food Products (Human)
RR000 Forage and Feed Products (Non-human)
SS000 Non-food/Non-feed Agricultural Products
TT100 Medical and Veterinary Helminthology Records
UU000 Social Sciences
VV000 Human Health and Hygiene
WW000 Biotechnology
XX000 Wastes
YY000 Zoology of Wild Animals
ZZ000 Other Sciences

The CABICODES can be searched just like any other field tag. Two field tags are assigned to the CABICODE field and these are described below. Please note, as other field tags these must be entered in lowercase

Field tag	Definition	Example
cc:	Allows users to search the index of the alphanumerical assigned code e.g. KK130	cc:KK130
cabicode:	Allows users to search both the alphanumerical assigned code index as above and the CABI code title index e.g. Apiculture	cabicode:KK130 or cabicode:forest fires


MyCABeBook

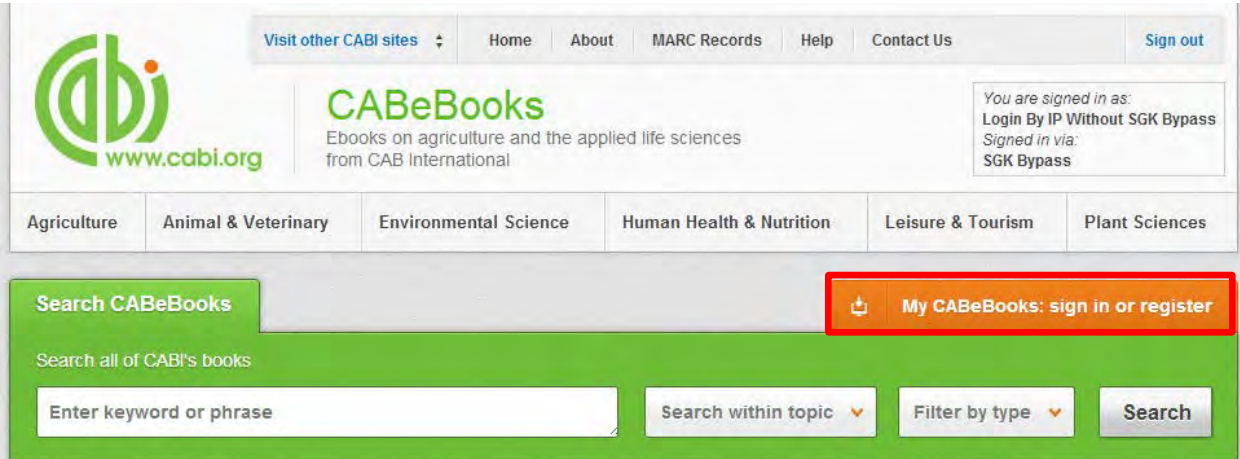
The MyCABeBook feature improves search functionality for users allowing users to:

- Combine and save searches
- Save records
- Export citations
- Create Alerts

To gain the full functionality of MyCABeBook and for the system to record and recall your searching activity you must be signed in. It is therefore recommended that you sign-in to MyCABeBook at the beginning of all your search sessions on the CAB eBooks site.

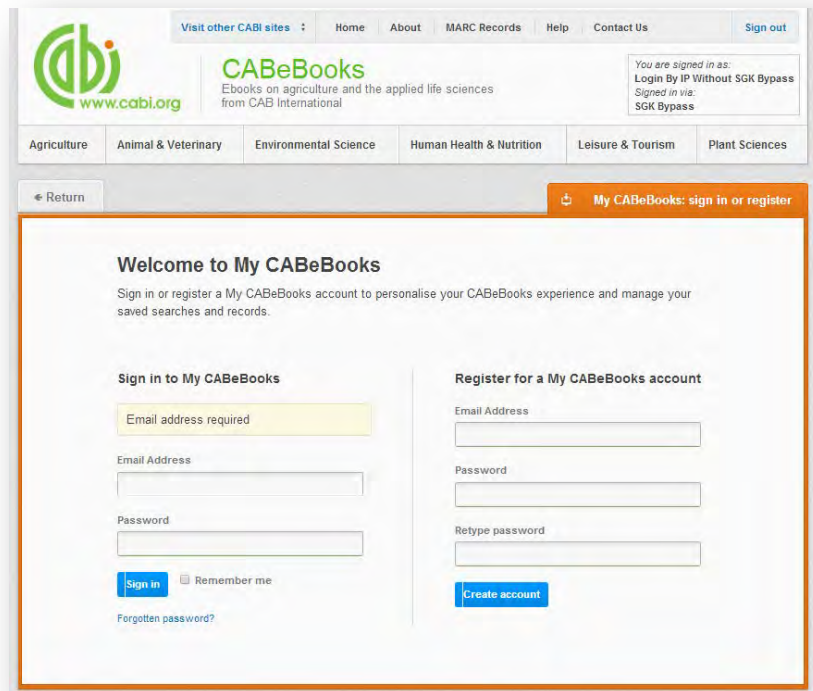
Creating a MyCABeBook account

Before you can access the features of MyCABeBook you first need to create an account. Click on the  button in the top-right hand corner of the search box as shown below:




The screenshot shows the CABeBooks website interface. At the top left is the CABI logo and the URL www.cabi.org. To the right of the logo are navigation links: Visit other CABI sites, Home, About, MARC Records, Help, Contact Us, and Sign out. Below the navigation links is the CABeBooks logo and the text "Ebooks on agriculture and the applied life sciences from CAB International". A box on the right side of the page indicates the user is signed in as "Login By IP Without SGK Bypass" and "Signed in via: SGK Bypass". Below the navigation links are six tabs: Agriculture, Animal & Veterinary, Environmental Science, Human Health & Nutrition, Leisure & Tourism, and Plant Sciences. The main search area is green and contains a search bar with the text "Search CABeBooks" and "Search all of CABI's books". A red box highlights the "My CABeBooks: sign in or register" button in the top right corner of the search area. Below the search bar are three input fields: "Enter keyword or phrase", "Search within topic" (with a dropdown arrow), and "Filter by type" (with a dropdown arrow). A "Search" button is located to the right of the input fields.

This will direct you to the sign-in page as shown below. The right hand side of the page allows new users to register an account. The left hand side of the page allows users already registered to sign in. Once registered, fill in your unique credentials to sign-in.



[Visit other CABI sites](#) | [Home](#) | [About](#) | [MARC Records](#) | [Help](#) | [Contact Us](#) | [Sign out](#)


CABeBooks
 Ebooks on agriculture and the applied life sciences
 from CAB International

You are signed in as:
 Login By IP Without SGK Bypass
 Signed in via:
 SGK Bypass

[Agriculture](#) | [Animal & Veterinary](#) | [Environmental Science](#) | [Human Health & Nutrition](#) | [Leisure & Tourism](#) | [Plant Sciences](#)

[Return](#) | [My CABeBooks: sign in or register](#)

Welcome to My CABeBooks

Sign in or register a My CABeBooks account to personalise your CABeBooks experience and manage your saved searches and records.

Sign in to My CABeBooks

Email address required

Email Address

Password

Remember me


[Forgotten password?](#)

Register for a My CABeBooks account

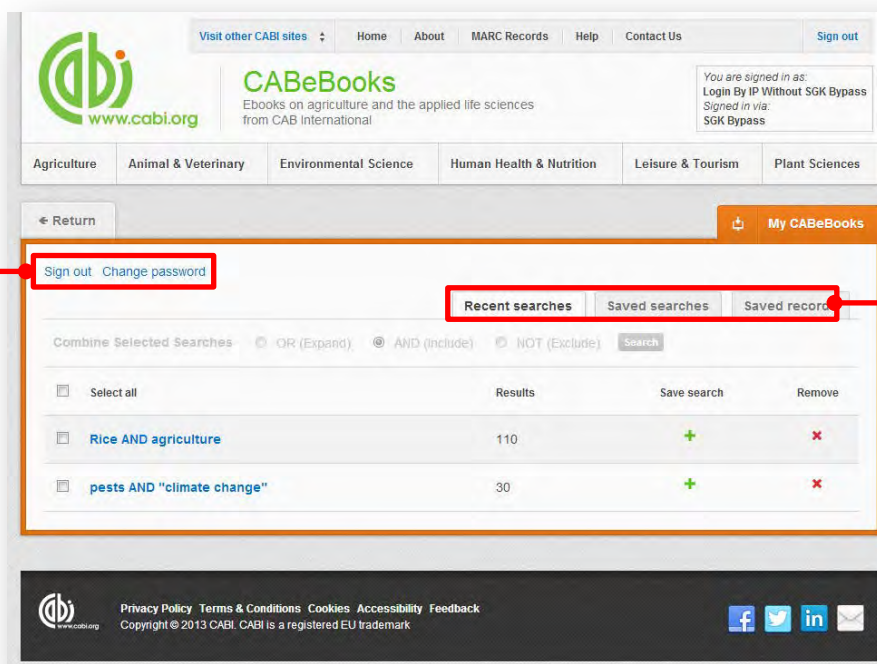
Email Address

Password


Retype password

Below shows the MyCABeBook page. At the top of the display box are the different tabs to display the different types of search activities. By default the display automatically shows the recent searches that you have conducted whilst logged-in to MyCABeBook. To the left hand side of the page there is also an option to sign-out or change your account password. To permanently remove a search from your recent search display click on remove button 

Sign out/
Change
password



[Visit other CABI sites](#) | [Home](#) | [About](#) | [MARC Records](#) | [Help](#) | [Contact Us](#) | [Sign out](#)


CABeBooks
 Ebooks on agriculture and the applied life sciences
 from CAB International

You are signed in as:
 Login By IP Without SGK Bypass
 Signed in via:
 SGK Bypass

[Agriculture](#) | [Animal & Veterinary](#) | [Environmental Science](#) | [Human Health & Nutrition](#) | [Leisure & Tourism](#) | [Plant Sciences](#)


[Return](#) | [My CABeBooks](#)





[Sign out](#) [Change password](#)

[Recent searches](#) | [Saved searches](#) | [Saved records](#)

Combine Selected Searches - OR (Expand) AND (include) NOT (Exclude)

Select all	Results	Save search	Remove
<input type="checkbox"/> Rice AND agriculture	110	<input data-bbox="1029 1713 1045 1736" type="button" value="+"/>	<input data-bbox="1157 1713 1173 1736" type="button" value="X"/>
<input type="checkbox"/> pests AND "climate change"	30	<input data-bbox="1029 1769 1045 1792" type="button" value="+"/>	<input data-bbox="1157 1769 1173 1792" type="button" value="X"/>


[Privacy Policy](#) [Terms & Conditions](#) [Cookies](#) [Accessibility](#) [Feedback](#)
 Copyright © 2013 CABI. CABI is a registered EU trademark

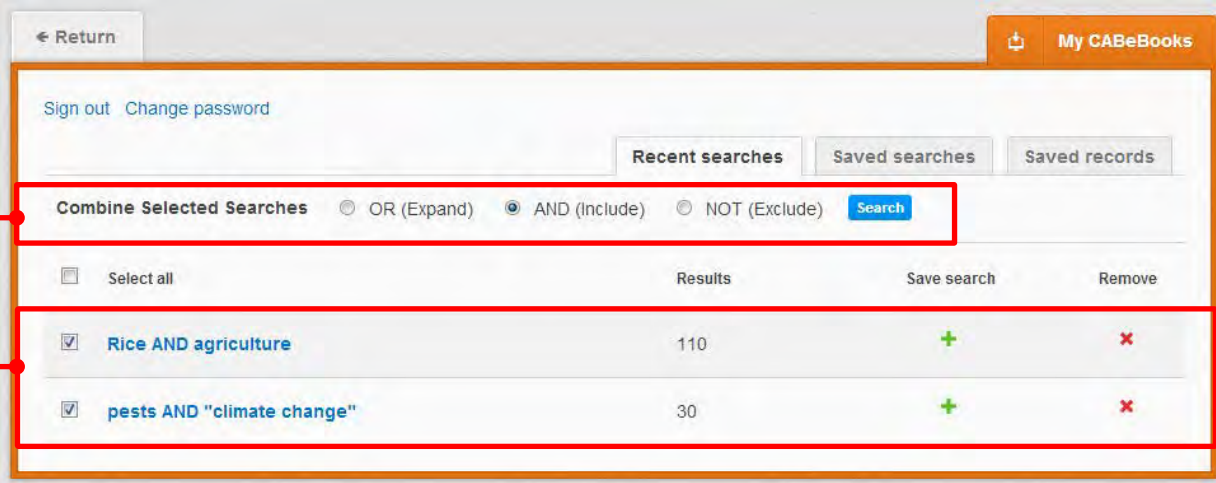
Display
tabs

Combining searches

Combined searches are a useful tool for when compiling long and complex search strings which contain multiple Boolean operators and parentheses. To simplify the process and minimise the chance of input errors this function allows the user to perform two or more separate searches and combine them with either the AND, OR and NOT Boolean operators.

In the example below we can see in the recent search tab two relatively complex searches have recently been conducted. These two have been selected using the checkbox and the AND Boolean operator has been chosen from the combined search options. You can also see these searches have been filtered to certain criteria as explained [previously](#).

Please note: Terms of more than one word (i.e. “ash dieback” or “disease control” should be entered in quotation marks).

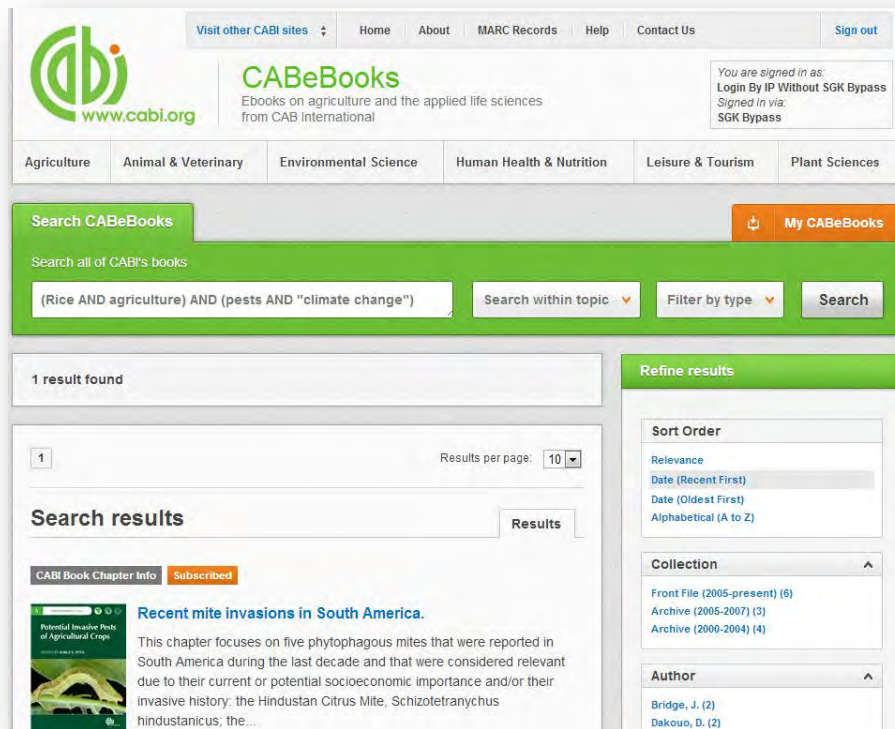


Combining options


Selected searches

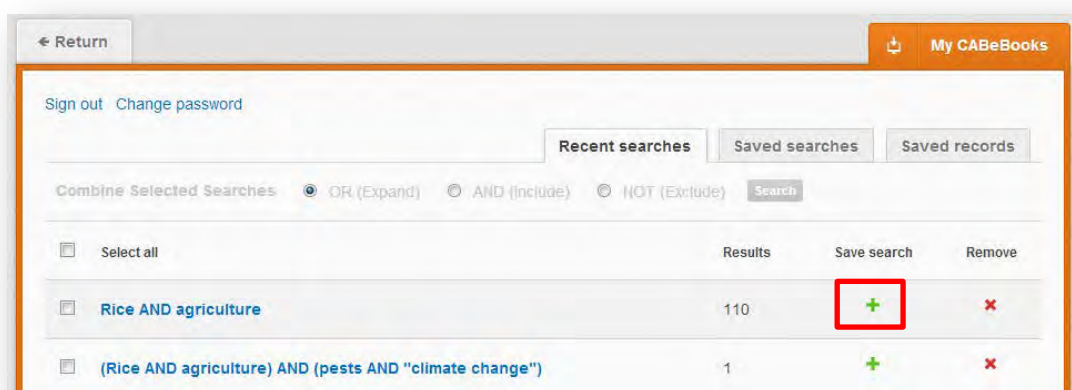
Select all	Results	Save search	Remove
<input checked="" type="checkbox"/>	110	+	×
<input checked="" type="checkbox"/>	30	+	×





Once your options have been selected perform the search by clicking the [Search](#) button. This will conduct the search and direct you to the results page as shown below. You can see that the search string of the two combined searches is displayed in the search box. By combining this search with the AND operator we have limited the results further to only return 8 records but alternatively by using this feature with the OR operator the we can also expand results.





Saving searches and creating alerts

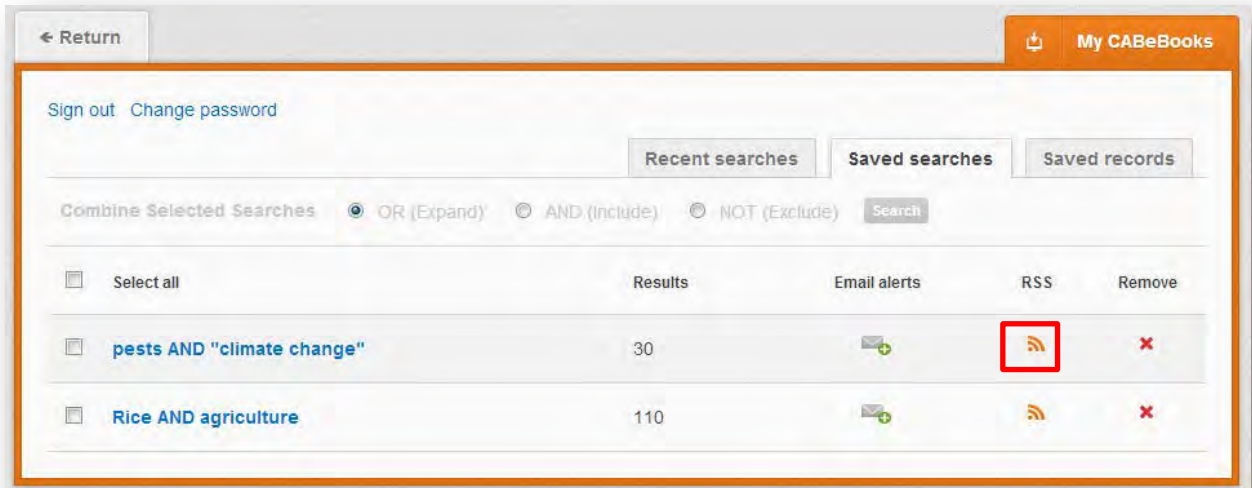
For searches you would like to run on a regular basis, users can save searches for future reference by using MyCABeBook. To save a search visit the recent search tab from the MyCABeBook page and click on the save search button 




Select all	Results	Save search	Remove
<input type="checkbox"/>	110		
<input type="checkbox"/>	1		

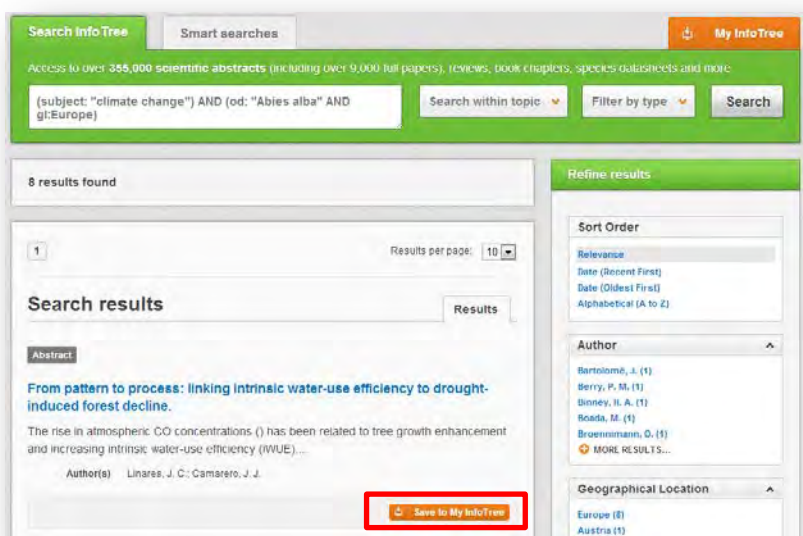
To view your saved searches click on the saved searches tab . The saved searches tab allows the user to conduct a saved search by clicking on the blue search string displayed. For each saved search there is also an option to set up an RSS feed which automatically notifies the user when new records relating to that search

string are added to the CAB eBooks site. These notifications can be viewed through all RSS readers such as Microsoft Outlook and Feedly. To find out more about RSS and how to setup an account with an RSS reader [read more here](#). To set up an RSS feed for your search string click on the RSS feed button 



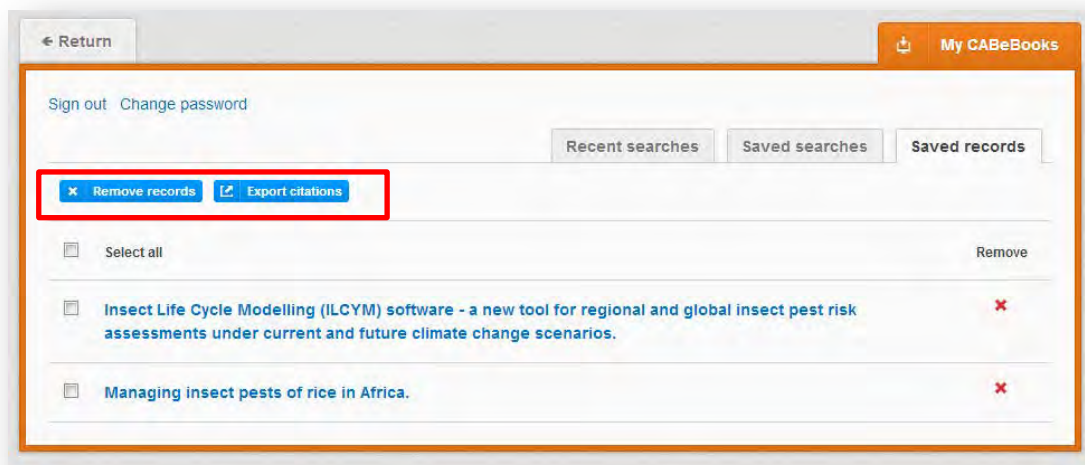
Saving and exporting records

The MyCABeBook tool also allows you to save individual article records for future reference and export these to reference management software to create your own bibliographies or reference lists. To save a record to your saved records repository you must first be signed into the MyCABeBook tool before conducting searches. When signed in and a search has been conducted each record in the displayed results will have a  button associated. Click this button to save the record.



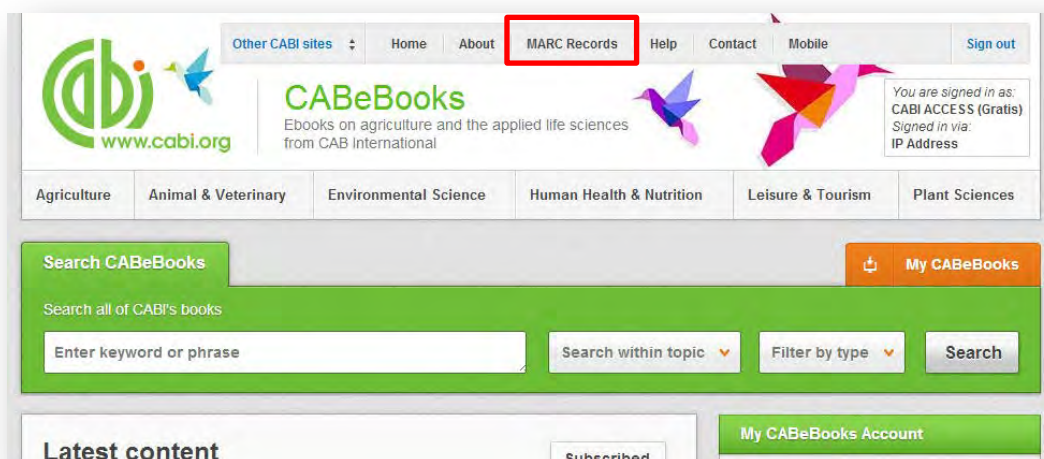
To view your saved records click on the saved records tab **Saved records**. This will display the title of all saved records. To view a specific record, click on the title. Records can be removed individually by using the **X** button. To delete multiple records check the boxes next to the records and click the **X Remove records** button as shown below.

Citations can also be exported to reference management software in a RIS file format. To export citations, select the records you would like to be included in the reference list using the checkbox and click the **Export citations** button as shown below.



MARC records

To download MARC records for the CABI eBooks content we provide regularly updated file downloads for each specific eBook package offered to customers and for the entire frontfile. To view and download these files click on the option in the top bar menu as indicated below.



Alternatively you can create your own MARC records in real-time using the CAB Direct platform by following the procedure below. Please note, the MARC records generated using this method are of a lower quality than the downloaded files.

1. Visit www.cabdirect.org and enter one of the following search statements depending on the collection you wish to generate MARC records for:

CAB eBooks frontfile 2011 -current: sc:GF AND (it:"Book" NOT it:"Book Chapter")

CAB eBooks 2008-2010: sc:GD AND (it:"Book" NOT it:"Book Chapter")

CAB eBooks 2005-2007: sc:GC AND (it:"Book" NOT it:"Book Chapter")

CAB eBooks 2000-2004: sc:GA AND (it:"Book" NOT it:"Book Chapter")

All collections: sc:GB AND (it:"Book" NOT it:"Book Chapter")

2. Select all records in the results set (the easiest way is to select 100 records per page, click the All button at the top of the page and repeat this process while scrolling through the subsequent result pages).

3. Once you have selected all records in the results list you can then click on the "download as MARC records" link in the tool bar to the right of the screen.



The screenshot shows the CAB Direct search results page. The search query "sc:GB AND (it:'Book' NOT it:'Book Chapter')" is entered in the search box (1). The results page shows "CABI electronic journal code: GB AND Document type: BOOK NOT Document type: 'Book Chapter'" and "returned 1,998 results". The "Results page: 1 2 3 4 5 6 7 Next »" navigation bar is highlighted (2). The "Results per page" dropdown menu is set to "100" (3). The "Tools" sidebar on the right includes a "Download selected as MARC records" link, which is also highlighted (3).

Appendix A: Search techniques

Search technique	Example	Description	Function	Reason to use
Single word search	<input type="text" value="silviculture"/>	Searches using a single word term	Returns a broad range of results for a particular word/topic	Provides a broad overview of a scientific area of interest
Boolean search	<input "abies="" alba"'="" type="text" value='"Abies alba" AND distribution"/></td> <td>Searches using the operators AND, OR and NOT</td> <td>Performs searches on multiple concepts that provides specific keyword searching for an area of interest that can include or exclude other concepts.</td> <td>Allows the user to conduct more controlled searching. Can be used to omit homophones</td> </tr> <tr> <td>Phrase searching</td> <td><input type="text" value='/>	Use quotation marks before and after a multiple word phrase	Returns results only containing the entire phrase	Narrows searching to records that only contain the whole phrase
Parentheses	<input type="text" value='"Abies alba" AND (distribution OR coverage)'/>	Searches using keywords, Boolean operators and parentheses.	Used for searches that contain multiple Boolean operators to define the correct search logic	Refines searches with Boolean operators further to provide limited search results
Truncation & wild cards	<input type="text" value='"Abies alba" AND (distrib* OR coverage)'/>	Uses the symbols * and ? in keyword search	Using the * returns results with different word stems for the root word Using the ? symbol allows users to specify unknown characters	The * allows users to broaden results to keywords with differing word stems e.g. pop* = popular, population, etc. The ? returns results using a keyword that may differ in spelling

